



FRIENDS OF WILLAPA NATIONAL WILDLIFE REFUGE'S
WINGS OVER WILLAPA FESTIVAL

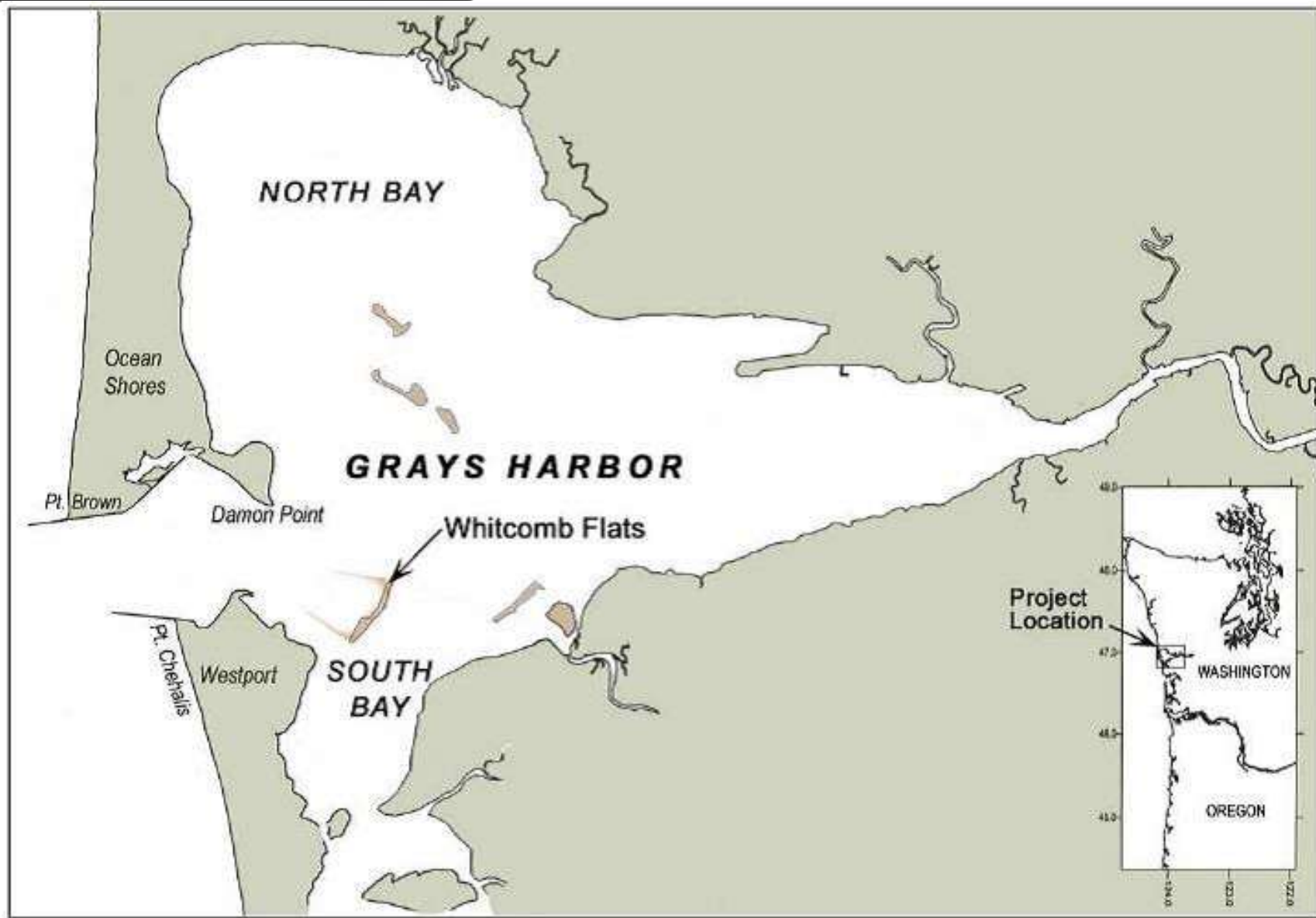
“Sedimentation Research and Mitigation”

Mike Nordin, Pacific County Conservation District





FRIENDS OF WILLAPA NATIONAL WILDLIFE REFUGE'S
WINGS OVER WILLAPA FESTIVAL






FRIENDS OF WILLAPA NATIONAL WILDLIFE REFUGE'S
WINGS OVER WILLAPA FESTIVAL





FRIENDS OF WILLAPA NATIONAL WILDLIFE REFUGE'S
WINGS OVER WILLAPA FESTIVAL

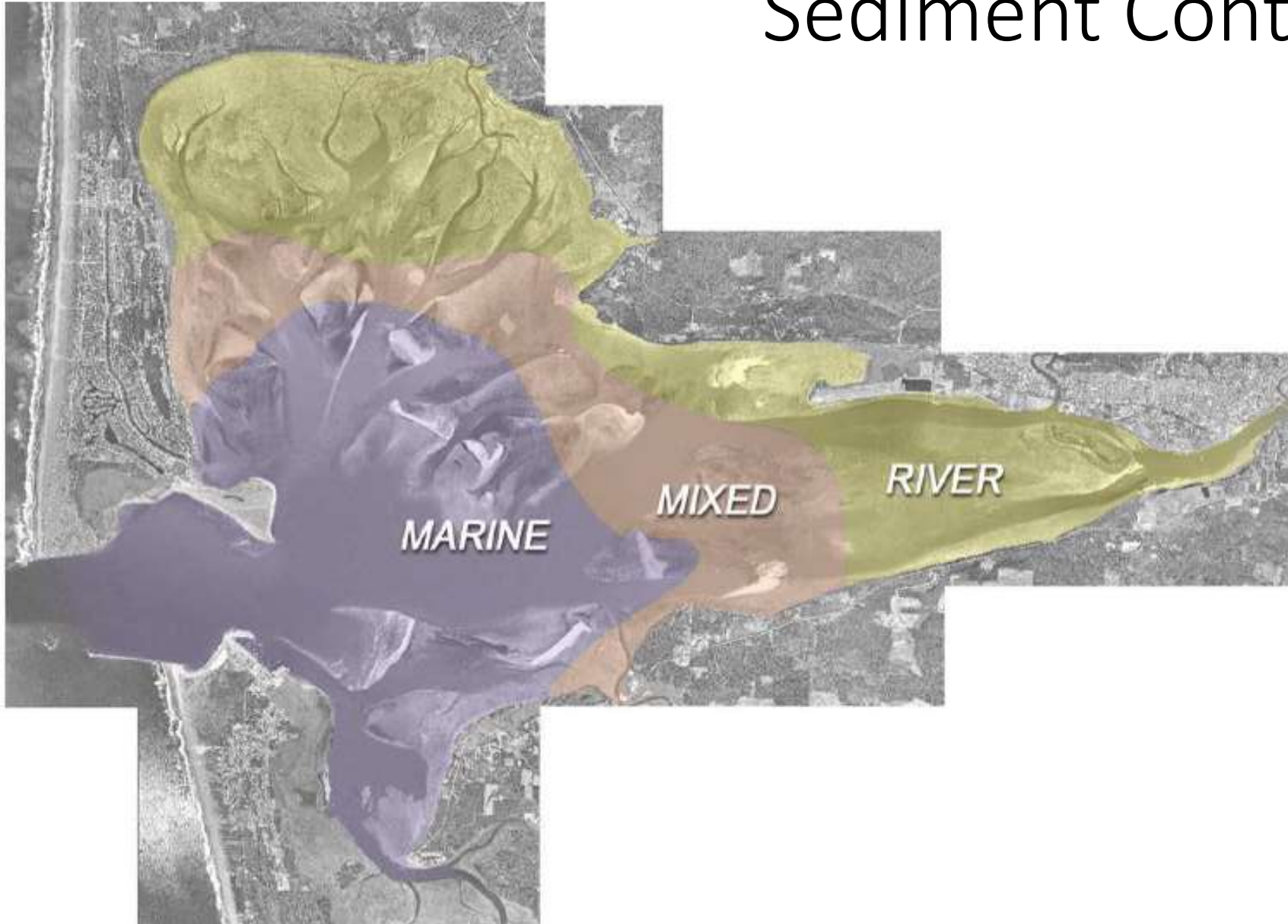
Whitcomb Flat Migration





FRIENDS OF WILLAPA NATIONAL WILDLIFE REFUGE'S
WINGS OVER WILLAPA FESTIVAL

Sediment Contribution





FRIENDS OF WILLAPA NATIONAL WILDLIFE REFUGE'S
WINGS OVER WILLAPA FESTIVAL

Solutions?





FRIENDS OF WILLAPA NATIONAL WILDLIFE REFUGE'S
WINGS OVER WILLAPA FESTIVAL

Invasive Species





FRIENDS OF WILLAPA NATIONAL WILDLIFE REFUGE'S
WINGS OVER WILLAPA FESTIVAL





FRIENDS OF WILLAPA NATIONAL WILDLIFE REFUGE'S
WINGS OVER WILLAPA FESTIVAL





FRIENDS OF WILLAPA NATIONAL WILDLIFE REFUGE'S
WINGS OVER WILLAPA FESTIVAL





- Task 1. Data Preparation**
- Task 2. Model Assembly and Review**
- Task 3. Update models for Current Bathymetry**
- Task 4. CMS Flow/CMS Wave Coupled Run for Baseline Model**
- Task 5. PTM Model Run for the Baseline Model**
- Task 6. CMS Flow/CMS Wave Coupled Run for Alternatives Models**
- Task 7. PTM Model Run for the Alternatives Models**
- Task 8. Reporting-BMP's/Implementation toolbox, & Identified Data Gaps**
- Task 9. Communication-Stakeholders**
- Task 10. Contingencies**

